
















# Remanufactured HP Printers from Katun


August 2022

**KATUN**<sup>®</sup>

*Please call for market price and availability*

| Model  | Model Family           | Model                    | OEM Part Number | Katun Part Number | Katun Part Number w/ Toner | Input   | PPM | Memory  | A3 | MFP | Duplex | RMV            | Duty Cycle | Networking                  | OEM PN Toners (A/X)   | Katun Toner Part Number<br><i>BOLD indicates toner in bundles</i>  |
|--|------------------------|--------------------------|-----------------|-------------------|----------------------------|---|-----|---------|----|-----|--------|----------------|------------|-----------------------------|---|--|
|    | LJ P 2055              | LJ P 2055 DN             | CE459A          | 43078             | 49204                      | Tray 1: 50 Sheets<br>Tray 2: 250 Sheets   | 35  | 128mb   |    |     | X      | 750-3,500      | 50,000     | Ethernet<br>USB             | CE505A (2,300 yield)<br>CE505A (6,500 yield)  | <b>47208 (5,000 yield)</b><br>52222 (6,500 yield)<br>52223 (10,000 yield)  |
|    | LJ P3015               | LJ P 3015 DN             | CE528A          | 44770             | 49209                      | Tray 1: 100 Sheets<br>Tray 2: 500 Sheets  | 42  | 128mb   |    |     | X      | 750-3,500      | 50,000     | Ethernet<br>USB             | CE255A (6,000 yield)<br>CE255X (12,500 yield)   | <b>52224 (12,500 yield)</b>  |
|    |                        | LJ P 3015 X              | CE529A          | 44771             | 49210                      | Tray 1: 100 Sheets<br>Tray 2: 500 Sheets<br>Tray 3: 500 Sheets                        | 42  | 128mb   |    |     | X      | 750-3,500      | 50,000     | Ethernet<br>USB             | CE255A (6,000 yield)<br>CE255X (12,500 yield)   | <b>52224 (12,500 yield)</b>  |
|    | Color M533/MFP M577    | M 553DN                  | B5L25A          | 49529             | 50590                      | Tray 1: 100 Sheets<br>Tray 2: 550 Sheets  | 40  | 1GB     |    |     | X      | 2,000-7,500    | 80,000     | Ethernet<br>USB             | CF360A (6,000 Yield) - Black<br>CF361A (5,000 Yield) - Cyan<br>CF363A (5,000 Yield) - Magenta<br>CF362A (5,000 Yield) - Yellow<br>CF360X (12,500 Yield) - Black<br>CF361X (9,500 Yield) - Cyan<br>CF363X (9,500 Yield) - Magenta<br>CF362X (9,500 Yield) - Yellow | <b>49890 Black (6,000 yield)</b><br><b>49891 Cyan (5,000 yield)</b><br><b>49892 Magenta (5,000 yield)</b><br><b>49893 Yellow (5,000 yield)</b> |
|    |                        | M577C                    | B5L54A          | 49837             | 50591                      | Tray 1: 100 Sheets<br>Tray 2: 550 Sheets  | 40  | 1.75 GB |    | X   | X      | 2,000-7,500    | 80,000     | Ethernet<br>USB             | CF360A (6,000 Yield) - Black<br>CF361A (5,000 Yield) - Cyan<br>CF363A (5,000 Yield) - Magenta<br>CF362A (5,000 Yield) - Yellow<br>CF360X (12,500 Yield) - Black<br>CF361X (9,500 Yield) - Cyan<br>CF363X (9,500 Yield) - Magenta<br>CF362X (9,500 Yield) - Yellow | <b>49890 Black (6,000 yield)</b><br><b>49891 Cyan (5,000 yield)</b><br><b>49892 Magenta (5,000 yield)</b><br><b>49893 Yellow (5,000 yield)</b> |
|    | LJ Enterprise 525      | LJ ENTERPRISE M 525 F    | CF117A          | 49135             | 49227                      | Tray 1: 100 Sheets<br>Tray 2: 500 Sheets  | 42  | 1GB     |    | X   | X      | 2,000 - 6,000  | 75,000     | Ethernet<br>USB             | CE255A (6,000 yield)<br>CE255X (12,500 yield)   | <b>52224 (12,500 yield)</b>  |
|    | LJ M 602               | LJ M 602 N               | CE991A          | 48976             | 49225                      | Tray 1: 100 Sheets<br>Tray 2: 500 Sheets  | 52  | 512mb   |    |     |        | 3,000 - 15,000 | 225,000    | Ethernet<br>USB             | CE390A (10,000 yield)<br>CE390X (24,000 yield)  | 43154 (10,000 yield)<br>47206 (18,000 yield)<br>43155 (24,000 yield)<br><b>48758 (36,000 yield)</b>  |
|    |                        | LJ M 602 DN              | CE992A          | 48977             | 49224                      | Tray 1: 100 Sheets<br>Tray 2: 500 Sheets  | 52  | 512mb   |    |     | X      | 3,000 - 15,000 | 225,000    | Ethernet<br>USB             | CE390A (10,000 yield)<br>CE390X (24,000 yield)  | 43154 (10,000 yield)<br>47206 (18,000 yield)<br>43155 (24,000 yield)<br><b>48758 (36,000 yield)</b>  |
|  | LJ M506/527            | LJ ENTERPRISE M506 DN    | F2A69A          | 49836             | 52445                      | Tray 1: 100 Sheets<br>Tray 2: 550 Sheets  | 45  | 512mb   |    |     | X      | 2,000 - 7,500  | 150,000    | Ethernet<br>USB             | CF287A (9,000 yield)<br>CF287X (18,000 yield)   | <b>50027 (9,000 yield)</b>   |
|  |                        | LJ ENTERPRISE M527 DN    | F2A76A          | 52446             | N/A                        |   |     |         |    |     |        |                |            |                             | CF287A (9,000 yield)<br>CF287X (18,000 yield)   | <b>50027 (9,000 yield)</b>   |
|  |                        | LJ ENTERPRISE MFP M527 F | F2A77A          | 52352             | 52447                      | Tray 1: 100 Sheets<br>Tray 2: 550 Sheets  | 45  | 1.25GB  |    | X   | X      | 2,000 - 7,500  | 150,000    | Ethernet<br>USB             | CF287A (9,000 yield)<br>CF287X (18,000 yield)   | <b>50027 (9,000 yield)</b>   |
|  | LJ ENTERPRISE M604/605 | LJ ENTERPRISE M604 DN    | E6B68A          | 50038             | 52448                      | Tray 1: 100 Sheets<br>Tray 2: 500 Sheets  | 52  | 512mb   |    |     | X      | 5,000 - 13,000 | 175,000    | Ethernet<br>USB             | CF281A (10,500 yield)   | 49580 (10,500 yield)<br><b>51977 (18,000 yield)</b>  |
|  |                        | LJ ENTERPRISE M604 N     | E6B67A          | 52353             | 52449                      | Tray 1: 100 Sheets<br>Tray 2: 500 Sheets  | 52  | 512mb   |    |     |        | 5,000 - 13,000 | 175,000    | Ethernet<br>USB             | CF281A (10,500 yield)   | 49580 (10,500 yield)<br><b>51977 (18,000 yield)</b>  |
|  |                        | LJ ENTERPRISE M605 DN    | E6B70A          | 50026             | 52450                      | Tray 1: 100 Sheets<br>Tray 2: 500 Sheets  | 58  | 512mb   |    |     | X      | 5,000 - 16,000 | 225,000    | Ethernet<br>USB             | CF281A (10,500 yield)<br>CF281X (25,000 yield)  | 49580 (10,500 yield)<br><b>51977 (18,000 yield)</b><br>49581 (25,000 yield)  |
|  |                        | LJ ENTERPRISE M605 N     | E6B69A          | 52348             | 52451                      | Tray 1: 100 Sheets<br>Tray 2: 500 Sheets  | 58  | 512mb   |    |     |        | 5,000 - 16,000 | 225,000    | Ethernet<br>USB             | CF281A (10,500 yield)<br>CF281X (25,000 yield)  | 49580 (10,500 yield)<br><b>51977 (18,000 yield)</b><br>49581 (25,000 yield)  |
|  |                        | LJ ENTERPRISE M605 X     | E6B71A          | 52359             | 52452                      | Tray 1: 100 Sheets<br>Tray 2: 500 Sheets<br>Tray 3: 500 Sheets                        | 58  | 512mb   |    |     | X      | 5,000 - 16,000 | 225,000    | Ethernet<br>USB<br>Wireless | CF281A (10,500 yield)<br>CF281X (25,000 yield)  | 49580 (10,500 yield)<br><b>51977 (18,000 yield)</b><br>49581 (25,000 yield)  |
|  | LJ ENTERPRISE M630     | LJ ENTERPRISE M630Z      | B3G86A          | 52349             | 52453                      | Tray 1: 100 Sheets<br>Tray 2: 500 Sheets<br>Tray 3: 500 Sheets<br>Tray 4: 1500 Sheets | 58  | 1.5GB   |    | X   | X      | 5,000 - 28,000 | 250,000    | Ethernet<br>USB             | CF281A (10,500 yield)<br>CF281X (25,000 yield)  | 49580 (10,500 yield)<br><b>51977 (18,000 yield)</b><br>49581 (25,000 yield)  |
|  | LJ PRO M428            | LJ Pro M428FDW           | W1A30A          | 52814             | N/A                        | Tray 1: 100 Sheets<br>Tray 2: 500 Sheets  | 38  | 512mb   |    | X   | X      | 750 - 4,000    | 80,000     | Ethernet<br>USB<br>Wireless | CF258X<br>CF259X  | 54348 (10,000 yield)   |
|  | M806DN                 | M806DN                   | CZ244A          | 50175             | 50589                      | Tray 1: 100 Sheets<br>Tray 2: 500 Sheets<br>Tray 3: 500 Sheets                        | 55  | 1GB     | X  |     | X      | 10,000-50,000  | 300,000    | Ethernet<br>USB             | CF325X (34,500 yield)   | <b>48259 (34,500 yield)</b>  |

*Please call for market price and availability*

| Model  | Model Family     | Model               | OEM Part Number | Katun Part Number | Katun Part Number w/ Toner | Input                                    | PPM | Memory | A3 | MFP | Duplex | RMV          | Duty Cycle | Networking      | OEM PN Toners (A/X)  | Katun Toner Part Number<br><i>BOLD indicates toner in bundles</i>  |
|--|------------------|---------------------|-----------------|-------------------|----------------------------|--|-----|--------|----|-----|--------|--------------|------------|-----------------|--|--|
|  | Color LJ CP 4525 | COLOR LJ CP 4525 DN | CC494A          | 44736             | 49232                      | Tray 1: 100 Sheets<br>Tray 2: 500 Sheets | 42  | 512mb  |    |     | X      | 2,500-10,000 | 120,000    | Ethernet<br>USB | CE260A (8,500 yield) - Black<br>CE260X (17,000 yield) - Black<br>CE261A (11,000 yield) - Cyan<br>CE263A (11,000 yield) - Magenta<br>CE262A (11,000 yield) - Yellow |  |
|  | M402             | M402DN              | C5F94A          | 49832             | N/A                        | Tray 1: 100 Sheets<br>Tray 2: 250 Sheets | 40  | 128mb  |    |     | X      | 750-4,000    | 80,000     | Ethernet<br>USB | CF226A (3,100 yield)<br>CF226X (9,000 yield)   | 50024 (3,100 yield)<br>50022 (9,000 yield)<br>52221 (13,500 yield) |
|  | LJ Pro 400M 401  | M401DNE             | CF399A          | 49831             | 49846                      | Tray 1: 50 Sheets<br>Tray 2: 250 Sheets  | 35  | 256mb  |    |     | X      | 750-3,000    | 50,000     | Ethernet<br>USB | CF280A (2,700 yield)<br>CF280X (6,900 yield)   | 52218 (6,900 yield)<br><b>52219 (10,000 yield)</b>                 |